




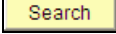



Review Billing Information- Detail

1.	Click the Billing link. 
2.	Click the Review Billing Information link. 
3.	Click the Details link. 
4.	Click in the Business Unit field. 
5.	Enter the desired information into the Business Unit field. Enter a valid value e.g. " FSR01 ".
6.	Click in the Invoice field. 
7.	Enter the desired information into the Invoice field. Enter a valid value e.g. " SP-00000704 ".
8.	Click the Search button. 
9.	Note: This page displays the Invoice #, Invoice Amount, Cycle ID, Invoice form, Payment Terms, and many other details.
10.	Click the Home link. 
11.	Congratulations. You successfully ran an inquiry for a Billing Information- Detail. End of Procedure.